

SOHAM WORLD A REAL GROWTH LIMITED
(CIN-U85190GJ2009PLC057484)
Balance Sheet as on 31st March, 2020

Particulars	Note No.	As at	
		31-Mar-20	31-Mar-19
I EQUITY AND LIABILITIES			
1. Shareholder's Funds			
(a) Share Capital	1	2,287,000	2,287,000
(b) Reserve & Surplus	2	51,613	49,976
2. Share Application money pending for Allotment		-	-
3. Non Current Liabilities			
(a) Long-term Borrowings		-	-
(b) Deffered Tax Liabilities (Net)	3	538	626
(c) Other Long Term Borrowings		-	-
(d) Long Term Provisions		-	-
4. Current Liabilities			
(a) Short Term Borrowings	4	90,770	40,770
(b) Trade Payables	5	100,000	100,000
(c) Other Current Liabilities	6	125,296	113,796
(d) Short Term Provisions	7	408	370
Total		2,655,625	2,592,538
II ASSETS			
1. Non Current Assets			
(a) Fixed Assets	8	3,860	3,860
(i) Tangible Assets		-	-
(ii) Intangible Assets		-	-
(iii) Capital Work in Progress		-	-
(b) Non Current Investments		-	-
(c) Deffered Tax Assets (Net)		-	-
(d) Long Term Loans & Advances	9	1,737,390	1,727,390
(e) Other Non Current Assets		-	-
2. Current Assets			
(a) Current Investments		-	-
(b) Inventories		-	-
(c) Trade Receivables		-	-
(d) Cash & Cash Equivalents	10	914,375	861,288
(e) Short Term Loans & Advances		-	-
(f) Other Current Assets		-	-
Total		2,655,625	2,592,538

Report as on even Date

For Kishor Goyal & Co.
(Chartered Accountants)

CA Kishor Goyal
Partner
M.N. 047286
FRN 008897N
Date - 17/11/2020
Place - Ahmedabad



For Soham World A Real Growth Limited

J.D.
Jayantilal B Jain
(Director)
DIN : 05203961


Sarthak S Jain
(Director)
DIN : 06763183

SOHAM WORLD A REAL GROWTH LIMITED
(CIN-U85190GJ2009PLC057484)
Statement of Profit and Loss for the year ended on 31st March, 2020

Particulars		Note No.	Year Ended	
			31-Mar-20	31-Mar-19
I.	Revenue from Operations(Gross)		-	-
II.	Other Incomes	10	44,000	20,000
III.	Total Revenue (I + II)		44,000	20,000
IV.	Expenses:			
	Employee Benefit Expenses	11	-	-
	Depreciation and Amortization Expense	12	42,043	18,188
	Other Expenses			
	Total Expenses		42,043	18,188
V.	Profit before Exceptional and Extraordinary Items and Tax (III - IV)		1,957	1,812
VI.	Exceptional Items		-	-
VII.	Profit before Extraordinary Items and Tax (V - VI)		1,957	1,812
VIII.	Extra Ordinary Items		-	-
IX.	Profit before Tax (VII - VIII)		1,957	1,812
X.	Tax Expense:			
	(1) Current tax		(320)	(262)
	(2) Deferred Tax		(408)	(370)
			88	108
XI.	Profit/ (Loss) for the period from Continuing Operations (IX - X)		1,637	1,550
XII.	Profit/Loss from Discontinuing Operations		-	-
XIII.	Tax Expense of Discontinuing Operations		-	-
XIV.	Profit/ (Loss) from Discontinuing Operations (after Tax) (XII - XIII)		-	-
XV.	Profit/ (Loss) for the Period (XI + XIV)		1,637	1,550
XVI.	Earnings Per Equity Share			
	(1) Basic		0.01	0.01
	(2) Diluted		0.01	0.01
See accompanying notes to the financial statements				

For Kishor Goyal & Co.
(Chartered Accountants)

CA Kishor Goyal
Partner
M.N. 047286
FRN 008897N
Date - 17/11/2020
Place - Ahmedabad



For Soham World A Real Growth Limited

Jayantilal B Jain
(Director)
DIN : 05203961

Sarthak S Jain
(Director)
DIN : 06763183

SOHAM WORLD A REAL GROWTH LIMITED
(CIN-U85190GJ2009PLC057484)

Cash Flow Statement for the year ended 31st March, 2021		
Particulars	31-Mar-20	31-Mar-20
Cash Flow from Operating Activities		
Net Profit	1517	1,637
Depreciation	0	-
Decrease (Increase) in Deferred Tax	(72.00)	(88)
Decrease (Increase) in Inventories	0	0
Decrease (Increase) in Trade Receivables	0	0
Decrease (Increase) in Other Current Assets	0	0
Increase (Decrease) in Trade Payables	0	0
Increase (Decrease) in Other Current Liabilities	11500	11,500
Increase (Decrease) in Short Term Provisions	2	38
Total Cash Flow from Operating Activities	12947	13,087
Cash Flow From Investing Activities		
Purchase of Fixed Assets	0	0
Proceeds from the sale of Fixed Assets	0	0
Decrease (Increase) in Current Investments	0	0
Decrease (Increase) in Non Current Investments	0	0
Decrease (Increase) in Long Term Loans & Advances	0	(10,000)
Decrease (Increase) in Other Non Current Assets	0	0
Decrease (Increase) in Short Term Loans & Advances	0	0
Total Cash Flow from Investing Activities	0	(10,000)
Cash Flow from Financing Activities		
Increase (Decrease) in Long-term Borrowings	0	0
Increase (Decrease) in Other Long-term Borrowings	0	0
Increase (Decrease) in Long Term Provisions	0	0
Increase (Decrease) in Short Term Borrowings	-50000	50000
Total Cash Flow from Financing Activities	-50000	50000
Net Increase in Cash & Cash Equivalents	-37053	53,087
Cash and Cash Equivalents, Beginning	914375	8,61,288
Cash and Cash Equivalents, Ending	877322	9,14,375

For Kishor Goyal & Co.

(Chartered Accountants)

CA Kishor Goyal

Partner

M.N. 047286

FRN 008897N

Date - 03/09/2021

Place - Ahmedabad



For Soham World A Real Growth Limited

Jayantilal B Jain

(Director)

DIN : 05203961

Sarthak S Jain

(Director)

DIN : 06763183

SOHAM WORLD A REAL GROWTH LIMITED

(CIN-U85190GJ2009PLC057484)

(Notes Forming Part of Balance Sheet as at 31st March, 2020

and

Statement of Profit and Loss for the year ended on 31st March, 2020)

1. (1) Share Capital

Particulars	As at	As at
	31-Mar-20	31-Mar-19
Authorised Share Capital 5,00,000 Equity Shares of Rs.10/- each	5,000,000	5,000,000
Issued Share Capital 2,28,700 Equity Shares of Rs.10/- each	2,287,000	2,287,000
Subscribed & Fully Paid Share Capital 2,28,700 Equity Shares of Rs.10/- each	2,287,000	2,287,000
Total	2,287,000	2,287,000

1 (2) Reconcillation share Capital

Particulars	As at	As at
	31-Mar-20	31-Mar-19
Equity Shares (Face Value Rs.10/- each) Shares Outstanding at the Beginning of the Year	2,287,000	2,287,000
(+)Shares Issued During the Year	-	-
(-)Shares Bought Back During the Year	-	-
Shares Outstanding At the End of The Year	2,287,000	2,287,000

1 (2) Share Holding More than 5 % of Share


Particulars	% of Holding as at	% of Holding as at
	31-Mar-20	31-Mar-19
- Sumer B. Jain	70.27%	70.27%
- Sharmila S. Jain	6.55%	6.55%
- Popatlal Maganlal Desai	21.86%	21.86%

2. Reserve & Surplus

Particulars	As at	As at
	31-Mar-20	31-Mar-19
- Opening Balance	49,976	48,426
(+) Net Profit (Loss) for the Current Year	1,637	1,550
Closing Balance	51,613	49,976

3. Deferred Tax Liabilities (Net)

Particulars	As at	As at
	31-Mar-20	31-Mar-19
Deferred Tax Liability	538	626
Total	538	626



SOHAM WORLD A REAL GROWTH LIMITED**(CIN-U85190GJ2009PLC057484)**

(Notes Forming Part of Balance Sheet as at 31st March, 2020

and

Statement of Profit and Loss for the year ended on 31st March, 2020)

4. Short Term Borrowings

Particulars	As at	As at
	31-Mar-20	31-Mar-19
Unsecured	90,770	40,770
Total	90,770	40,770

5. Trade Payables

Particulars	As at	As at
	31-Mar-20	31-Mar-19
Others	100,000	100,000
Total	100,000	100,000

6. Other Current Liabilities

Particulars	As at	As at
	31-Mar-20	31-Mar-19
Other Payable	125,296	113,796
Total	125,296	113,796

8. Short Term Provisions


Particulars	As at	As at
	31-Mar-20	31-Mar-19
Others	408	370
Total	408	370

9. Long - Term Loans & Advances

Particulars	As at	As at
	31-Mar-20	31-Mar-19
Security Deposits		
Other Loans & Advances		
-Secured , Considered Good	-	-
-Unsecured , Considered Good	1,737,390	1,727,390
Total	1,737,390	1,727,390

10. Cash & Cash equivalents

Particulars	As at	As at
	31-Mar-20	31-Mar-19
Balances with Banks		
Axis Bank	12,565	12,597
Cash in Hand	901,810	848,691
Total	914,375	861,288



SOHAM WORLD A REAL GROWTH LIMITED

(CIN-U85190GJ2009PLC057484)

(Notes Forming Part of Balance Sheet as at 31st March, 2020

and

Statement of Profit and Loss for the year ended on 31st March, 2020)

7. Fixed Assets

Particulars	Gross Carrying Amount				Depreciation & Amortisation				Net Carrying Value	
	As at April 1, 2019	Additions	Disposals/ Adjustments	As at March 31, 2020	Rate	Upto March 31, 2019	Current Year	Total	As At April 1, 2019	As At March 31, 2020
Tangible Assets										
- Computer	70,400	-	-	70,400	40.00%	66,880	-	66,880	3,520	3,520
- Mobile Phone	6,800	-	-	6,800	13.91%	6,460	-	6,460	340	340
Total	77,200	-	-	77,200		73,340	-	73,340	3,860	3,860



SOHAM WORLD A REAL GROWTH LIMITED**(CIN-U85190GJ2009PLC057484)**

(Notes Forming Part of Balance Sheet as at 31st March,2020

and

Statement of Profit and Loss for the year ended on 31st March, 2020)

11. Other Income

Particulars	Year Ended	Year Ended
	31-Mar-20	31-Mar-19
- Other Non Operating Income	44,000	20,000
Total	44,000	20,000

12. Depreciation & Amortisation Expenses

Particulars	Year Ended	Year Ended
	31-Mar-20	31-Mar-19
- Depreciation as per Note on Fixed Assets	-	-
Total	-	-

13. Other Expenses

Particulars	Year Ended	Year Ended
	31-Mar-20	31-Mar-19
- Payment to Auditors	11,500	11,500
- Bank charges	1,062	708
- Office Expenses	5,881	5,980
- Demate Charges	23,600	-
Total	42,043	18,188

